



## California CTE College & Career Indicator Dashboard



## Thank you!

---

Thank you for providing the \$900 Million in funding via the CTE Incentive Grant (CTEIG)!

We need your support to provide ongoing, sustainable funding for CTE to meet today's workforce demands.

The **California CTE College & Career Indicator Dashboard** is a collaborative data pilot project sponsored by 11 CTE Pilot Sites, representing the CAROCP Data & Accountability Committee. This CTE Dashboard, showcasing College & Career Indicators from the 2015-16 school year, includes approximately **50,000** students with **62,500** CTE course enrollments, supported by more than **3,000** businesses in the local community.

The data gathered as part of this project aligns with California's **58** Career Pathways, and includes participating employers representing the **15** Industry Sectors as identified by the California Department of Education.

By choosing to allocate further funding for this initiative, you will enable CAROCP to expand the scope of this project through 2018 by A) adding further key data points across a larger number of districts, and B) administering a uniformed Student Follow-Up Survey with consistent data sets to measure objectively the program's success. This increased nuanced data then can be aggregated using the CTE Data Dashboard.

The result will be a more clearly defined pathway from districts and ROPs to employment for an entire generation of California's future workforce.

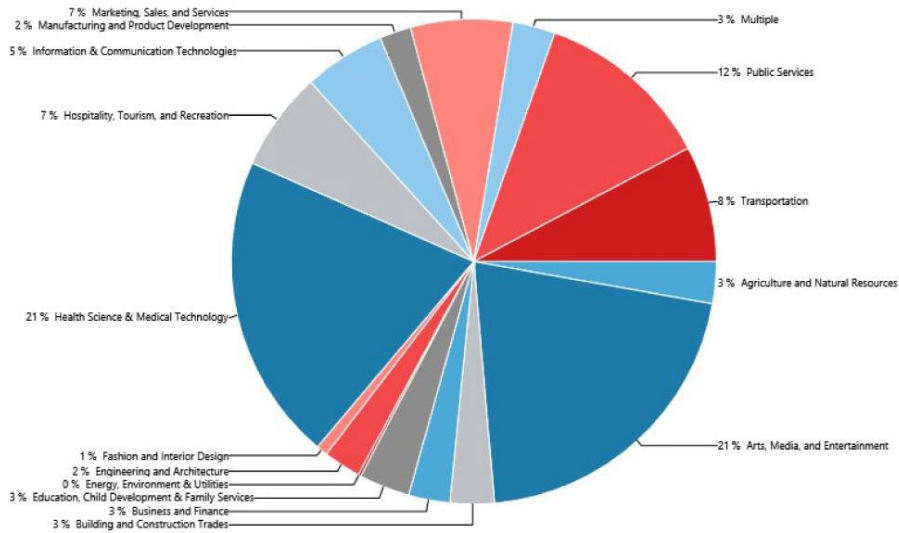
**Check out our CAROCP CTE Dashboard online!**

<http://carocp.iharriscomputer.com:8080/Dashboard/>

# CTE Enrollment

Approximately 50,000 students are enrolled in more than 62,500 courses at the 11 pilot sites.

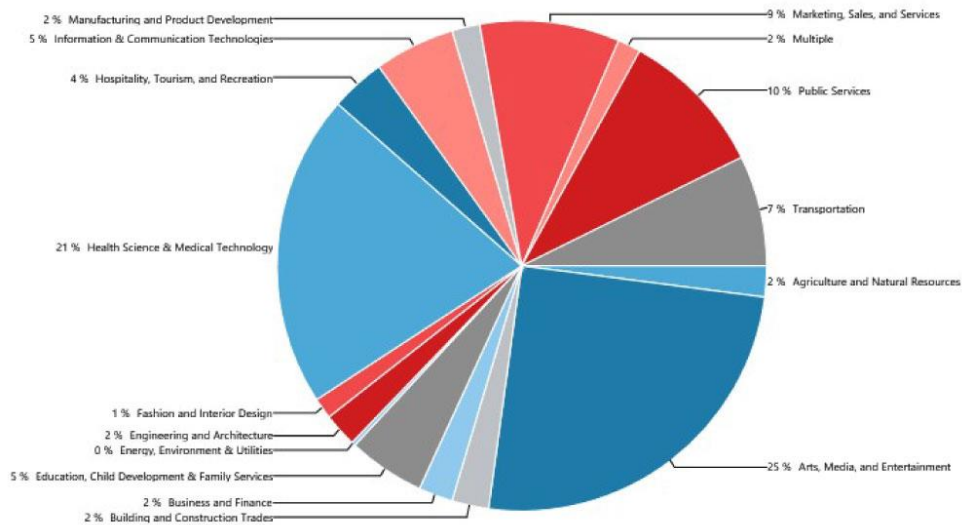
**% CTE Enrollment by Industry Sector (Duplicated)**



# Pathway Completion

More than 19,000 students completed career pathways across the pilot sites; 20% were in the Health Sciences sector.

**Total Pathway Completers: % by Industry Sector - Aggregate**



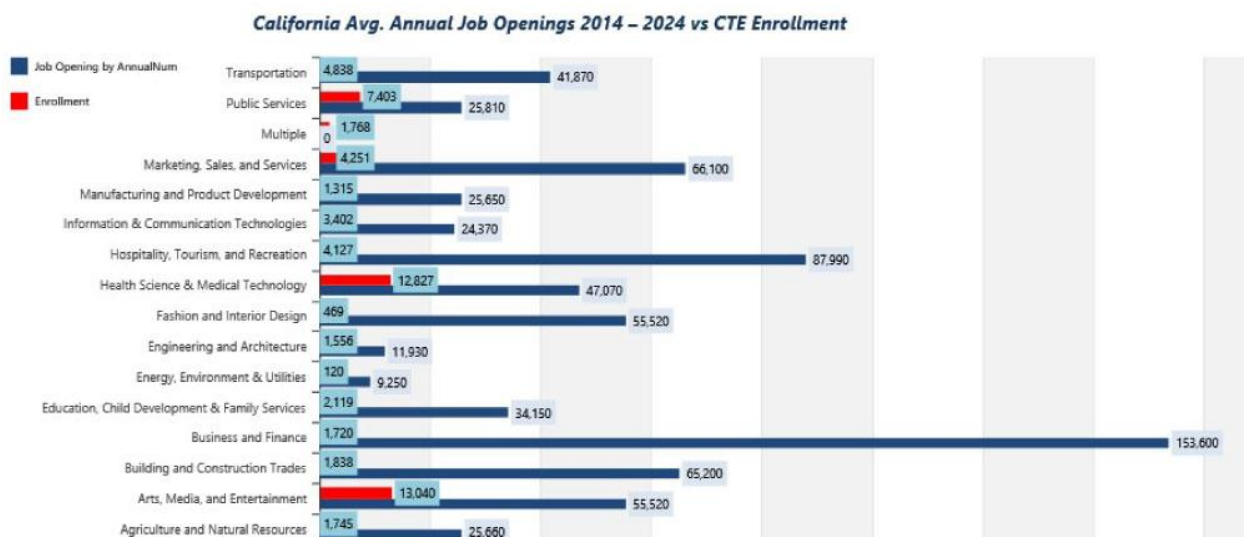
# Employer Support

Work experiences are provided by more than 3,100 local businesses, small and large, supporting the CTE pilot sites.

CTE Employers	
Health Science & Medical Technology	924
Marketing, Sales, and Services	470
Education, Child Development & Family Services	282
Public Services	220
Arts, Media, and Entertainment	219
Transportation	188
Agriculture and Natural Resources	183
Hospitality, Tourism, and Recreation	166
Business and Finance	149
Building and Construction Trades	117
Information & Communication Technologies	94
Manufacturing and Product Development	90
Engineering and Architecture	19
Fashion and Interior Design	15
Energy, Environment & Utilities	3
<b>TOTAL</b>	<b>3,139</b>

# Job Openings

Average annual job openings in high demand industry sectors far outnumber the CTE students preparing for those jobs.



# Pilot Sites

